

VALIADIS S.A.

ELECTRIC MOTOR TEST REPORT - THREE PHASE INDUCTION MOTOR

NAMEPLATE DATA	IEC	TYPE	0.18	KW	910	RPM
AK71 - 6 FRAME	3	PHASE	400	VOLTS	50	HZ/CYCLES
62.5 EFFICIENCY	0.63	AMPS	55	IP	IC01	IC
6 POLE	S1	DUTY	0.66	PF	N/A	EFF2
VALIADIS MANUFACTURER		SERIAL NO.	F	INS. CLASS	Y	CONNECTION

MAJOR CONTENTS	UNIT	TEST VALUE
STATOR RESISTANCE OF PHASE TO PHASE	75 DEG.C	OHM 108.3713
NO LOAD CURRENT		AMP 0.55
NO LOAD INPUT		kW 0.0721
CORE LOSS (Pfe)		kW 0.023
WINDAGE FRICTION LOSS (Pfw)		kW 0.003
STATOR WINDING LOSS(Pcu1)		kW 0.0625
ROTOR WINDING LOSS(Pcu2)		kW 0.0168
STRAY LOAD LOSS (Ps)		kW 0.0014
FULL LOAD CURRENT		AMP 0.62
LOCKED ROTOR CURRENT		AMP 2.34
LOCKED ROTOR CURRENT/FULL LOAD CURRENT		P.U. 3.8
LOCKED ROTOR INPUT @ 100% VOLT		kW 1.33
FULL LOAD TORQUE		N.m. 1.87
LOCKED ROTOR TORQUE		N.m. 4.34
LOCKED ROTOR TORQUE/FULL LOAD TORQUE		P.U. 2.32
PULL OUT TORQUE		N.m. 5.88
PULL OUT TORQUE/FULL LOAD TORQUE		P.U. 3.15
PULL UP TORQUE		N.m. 3.09
PULL UP TORQUE/FULL LOAD TORQUE		P.U. 1.66
EFFICIENCY @ FULL LOAD		% 62.65
POWER FACTOR @ FULL LOAD		0.665
FULL LOAD SLIP		8.40%
FULL LOAD SPEED		r/min 916
STATOR WINDING TEMPERATURE RISE	30 SECS	K 56.5
DE BEARING TEMPERATURE BY PT100		Deg. C 60.0
NDE BEARING TEMPERATURE BY PT100		Deg. C 60.0
TEMPERATURE ON LEADS BY PT100		Deg. C
TEMPERATURE IN TERMINAL BOX BY PT100		Deg. C
AMBIENT TEMPERATURE BY PT100		Deg. C
SOUND PRESSURE LEVEL		dB (A) 38.7
VIBRATION		mm/s 0.6
MOMENT OF INERTIA		kgm ² 0.00065
WEIGHT		kg 6

The data above is calculated as per IEC 34-2 , all data at nominal Volts

VALIADIS S.A.				SCALE	N/A		
				DATE		REV	
0.18 kW 400 VOLTS 50 Hz				DRAWN		DOCUMENT NO.	
				APPRVD			
				CHECKED			

VALIADIS S.A.

ELECTRIC MOTOR TEST REPORT - THREE PHASE INDUCTION MOTOR

NAMEPLATE DATA	IEC	TYPE	0.18	KW	910	RPM
AK71 - 6	FRAME	3	PHASE	400	VOLTS	50
62.5	EFFICIENCY	0.63	AMPS	55	IP	IC01
6	POLE	S1	DUTY	0.66	PF	N/A
VALIADIS	MANUFACTURER	SERIAL NO.	F	INS. CLASS	Y	CONNECTION

TEST DATA	NO LOAD	25% LOAD	50% LOAD	75% LOAD	100% LOAD	125% LOAD	LOCKED ROTOR
EFFICIENCY	0	36.8	52.8	59.8	62.7	62.0	
PF	0.189	0.319	0.447	0.560	0.665	0.754	0.820
RPM	1000	979	961	941	916	881	0
SLIP	0.00%	2.10%	3.90%	5.90%	8.40%	11.90%	100.00%
AMPS	0.55	0.55	0.56	0.58	0.62	0.7	2.34
VOLTS	400	400	400	400	400	400	400
TORQUE NM	0	0.44	0.91	1.36	1.87	2.46	4.34
KW INPUT	0.0721	0.1215	0.1733	0.2249	0.2858	0.3655	1.33
KW OUTPUT	0	0.045	0.092	0.134	0.179	0.227	

LOSSES (kW)	25% LOAD	50% LOAD	75% LOAD	100% LOAD	125% LOAD
STATOR LOSS Pcu1	0.049	0.051	0.055	0.062	0.080
STATOR LOSS %	40.47%	29.42%	24.31%	21.86%	5.99%
ROTOR LOSS Pcu2	0.001	0.004	0.009	0.017	0.031
ROTOR LOSS %	0.85%	2.24%	3.86%	5.89%	2.35%
CORE LOSS Pfe	0.023	0.023	0.023	0.023	0.023
CORE LOSS %	18.93%	13.27%	10.23%	8.05%	1.73%
WINDGE/FRICTION Pfw	0.003	0.003	0.003	0.003	0.003
WINDGE/FRICTION %	2.47%	1.73%	1.33%	1.05%	0.23%
STRAY LOAD LOSS Ps	0.001	0.001	0.001	0.001	0.002
STRAY LOAD LOSS %	0.50%	0.50%	0.50%	0.50%	0.50%

Losses are measured/calculated as per IEC 34-2-The Summation of Losses Method
 All data is measured at Nominal Volts

TEMPERATURES

STATOR RESISTANCE COLD	89.84333 OHMS @	22.0	DEG.C.	BETWEEN STATOR LEADS
STATOR RESISTANCE ADJUSTED	108.3713 OHMS @	75	DEG.C.	BETWEEN STATOR LEADS
STATOR RESISTANCE HOT	109.6 OHMS	after test of temp rise		BETWEEN STATOR LEADS
WINDING TEMPERATURE RISE	56.5 DEG.C.	at full load steady state at		30 SECS
WINDING TEMPERATURE RISE	DEG.C.	at full load steady state at		0 SECS
PT100 TEMPERATURE OF DE WINDING	DEG.C.	at full load steady state at ambient		DEG.C.
PT100 TEMPERATURE OF NDE WINDING	DEG.C.	at full load steady state at ambient		DEG.C.
PT100 TEMPERATURE OF DE BEARING	60.0 DEG.C.	at full load steady state at ambient		22.0 DEG.C.
PT100 TEMPERATURE OF NDE BEARING	60.0 DEG.C.	at full load steady state at ambient		22.0 DEG.C.
PT100 TEMPERATURE OF IN TERMINAL BOX	DEG.C.	at full load steady state at ambient		DEG.C.
PT100 TEMPERATURE OF ON STATOR LEAD	DEG.C.	at full load steady state at ambient		DEG.C.

OTHER

NOISE LEVEL (Lp)	38.7	dB(A) 1meter	INSULATION RESISTANCE	500	MEG.OHMS
VIBRATION LEVEL	0.6	mm/sec on no load	D.E. BEARING		
WEIGHT	6	kg	N.D.E. BEARING		
H-POT TEST VOLTS	1800	VOLTS			

VALIADIS S.A.				SCALE	N/A		
				DATE		REV	
AK71 - 6				DRAWN		DOCUMENT NO.	
0.18	kW			APPRVD			
400	VOLTS	50	Hz	CHECKED			

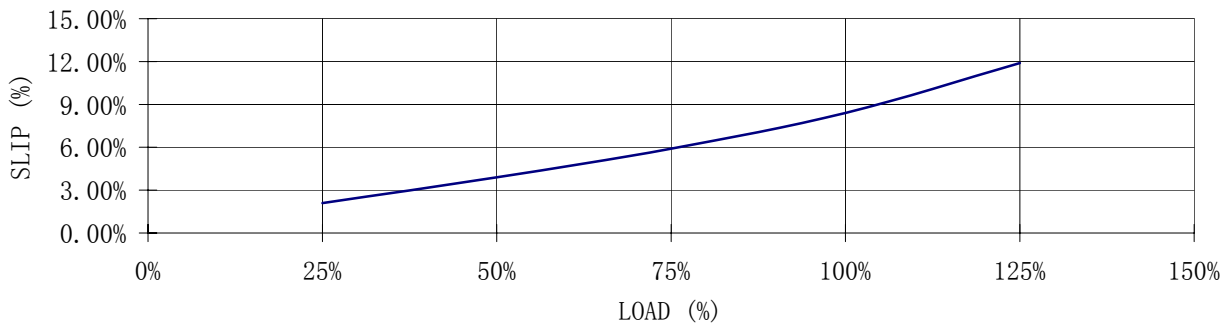
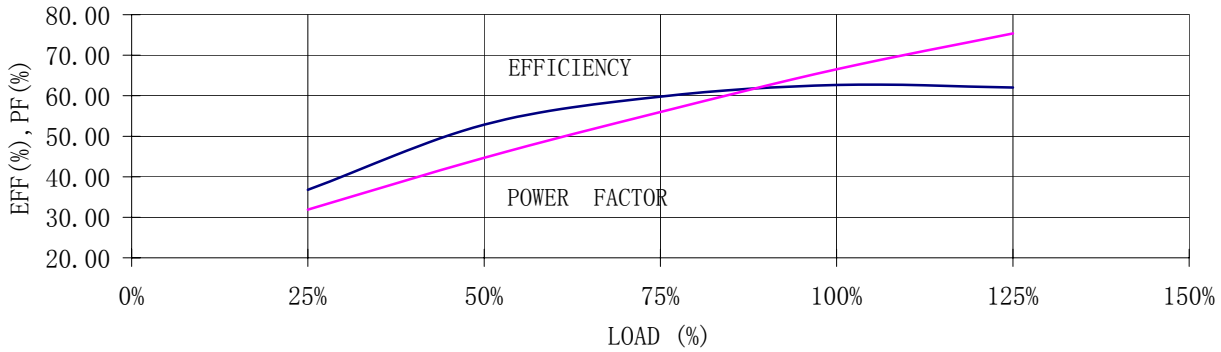
RESULT SUMMARY

VALIADIS S.A.

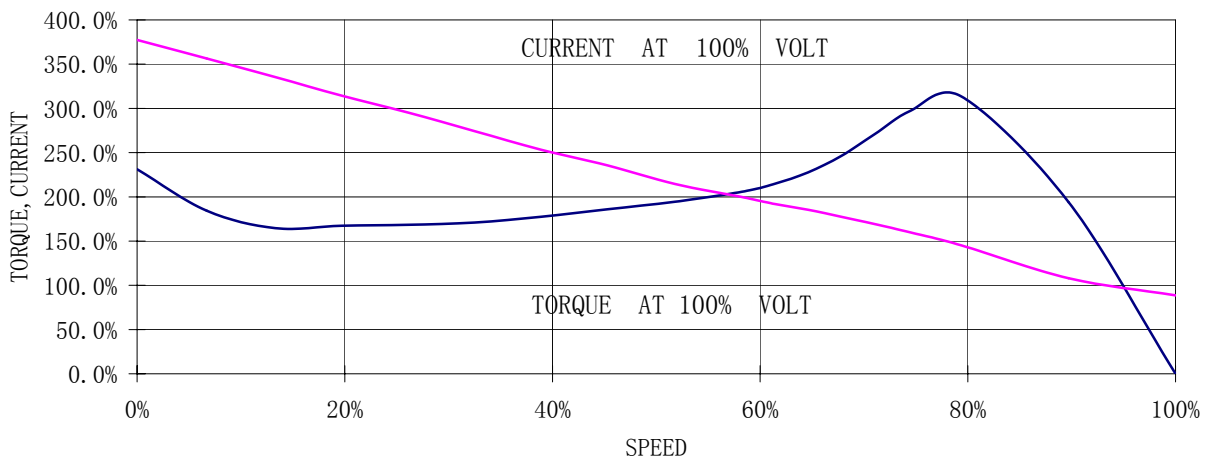
ELECTRIC MOTOR TEST REPORT - THREE PHASE INDUCTION MOTOR

NAMEPLATE DATA	IEC	TYPE	0.18	KW	910	RPM	
AK71 - 6	FRAME	3	PHASE	400	VOLTS	50	HZ/CYCLES
62.5	EFFICIENCY	0.63	AMPS	55	IP	IC01	IC
6	POLE	S1	DUTY	0.66	PF	N/A	EFF2
VALIADIS	MANUFACTURER	SERIAL NO.	F	INS. CLASS	Y	CONNECTION	

LOAD TEST



SPEED VS TORQUE, CURRENT



	VALIADIS S.A.	SCALE	N/A	
		DATE		REV
	AK71- 6	DRAWN		DOCUMENT NO.
	0.18 kW	APPRVD		
400 VOLTS 50 Hz	CHECKED			

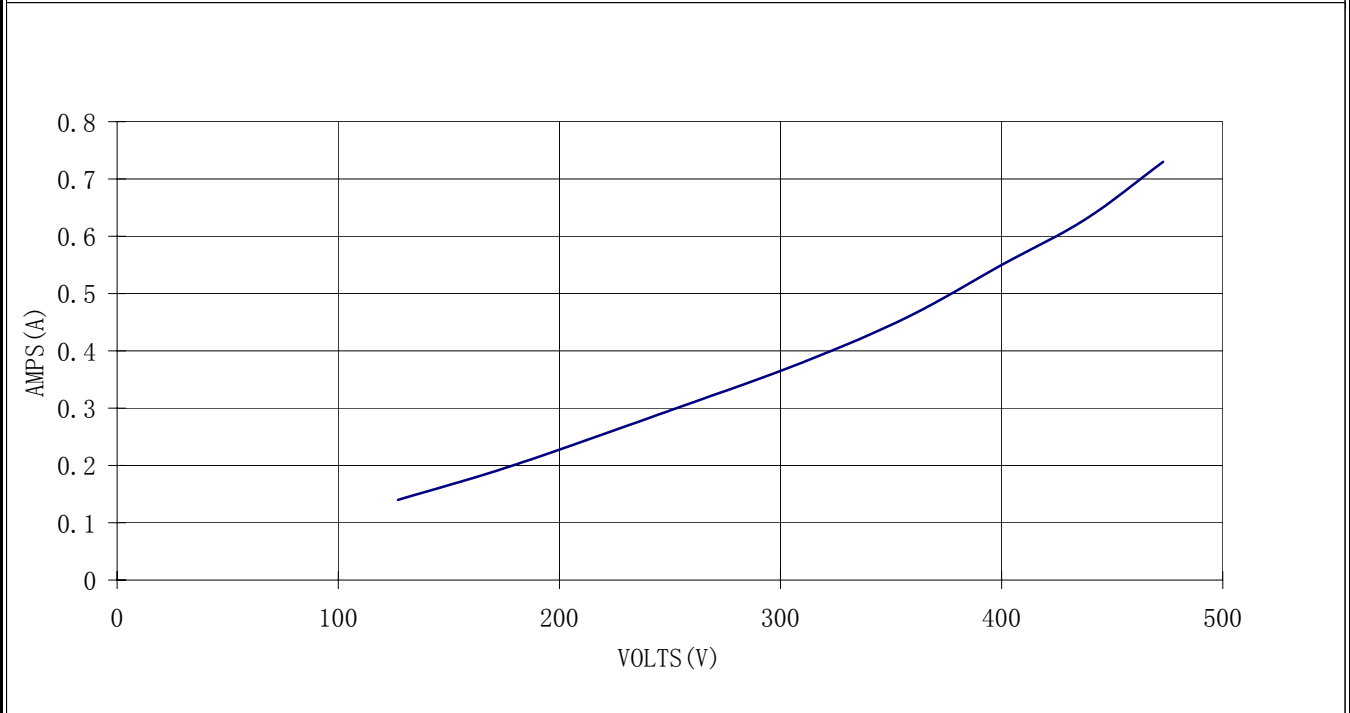
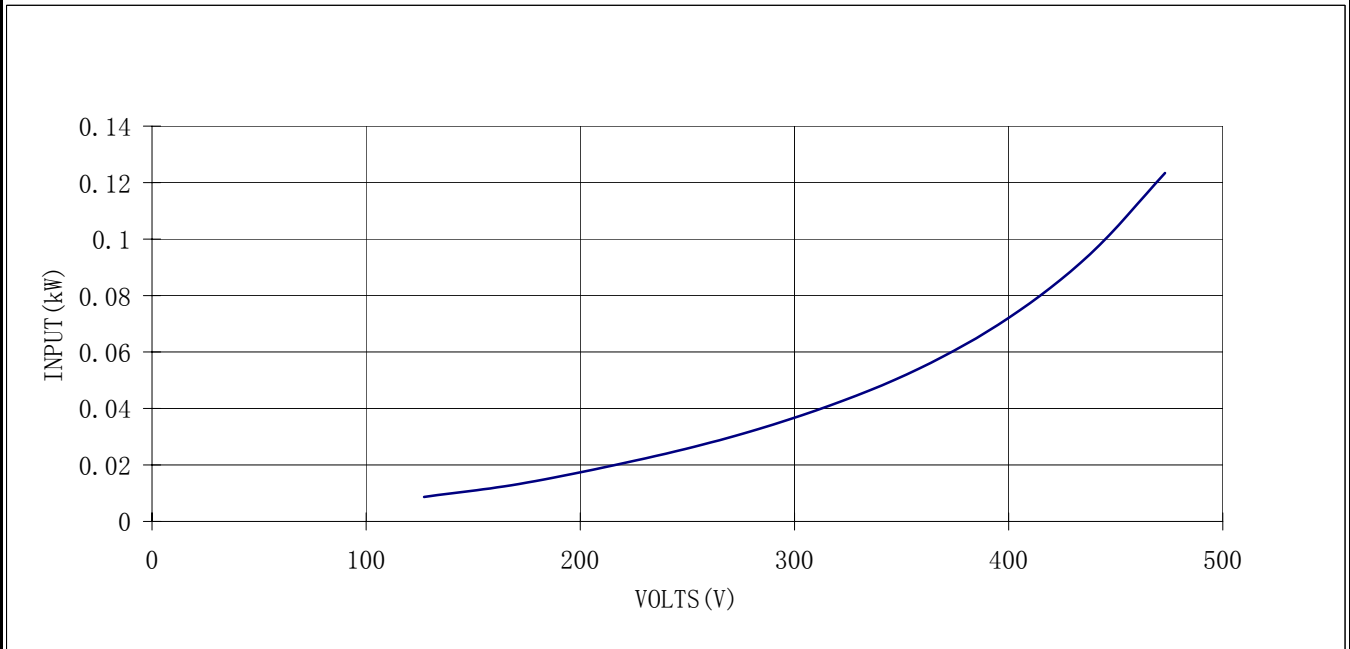
CURVE

VALIADIS S.A.

ELECTRIC MOTOR TEST REPORT - THREE PHASE INDUCTION MOTOR

NAMEPLATE DATA	IEC	TYPE	0.18	KW	910	RPM
AK71 - 6	FRAME	3	PHASE	400	VOLTS	50
62.5	EFFICIENCY	0.63	AMPS	55	IP	IC01
6	POLE	S1	DUTY	0.66	PF	N/A
VALIADIS	MANUFACTURER	SERIAL NO.	F	INS. CLASS	Y	CONNECTION

NO LOAD TEST



	VALIADIS S.A.	SCALE	N/A	
		DATE		REV
	AK71 - 6	DRAWN		DOCUMENT NO.
	0.18 kW	APPRVD		
400 VOLTS 50 Hz	CHECKED			

CURVE