

SD700

VARIABLE SPEED DRIVES



SD700

SD700 SERIES is the core of the family, available from 1.5kW to 2200kW^[1], a voltage range from 230VAC to 690VAC and available 6, 12, 18 and 24 pulses. IP20 and IP54 mechanical designs cover all general industry applications, making it the most flexible and extensive series.

The whole series integrates unique features such as low dV/dt, smart mechanical design and accurate control. It is divided in 11 frame sizes to cover the whole power range. SD700 has been certified by Germanischer Lloyd.

[1] Higher power drives, consult Power Electronics.

CONTINUOUS OPERATION
UNDER THE MOST DEMANDING
APPLICATIONS ENSURES YOUR
INVESTMENT ON NEW AND
RETROFIT PROJECTS

- IP54 WITHOUT DUST FILTERS
- 50°C OPERATION WITHOUT POWER DERATING
- (FFA) FULL FRONTAL ACCESS
- BUILT-IN HARMONICS AND RFI FILTERS
- BUILT-IN DV/DT FILTER 500V/μS-800V/μS (UNSHIELDED CABLE UP TO 300M)
- MODULARITY
- CONFORMALLY COATED ELECTRONICS WITH MILITAR AND AEROSPACE TECHNOLOGY

SD700 SERIES

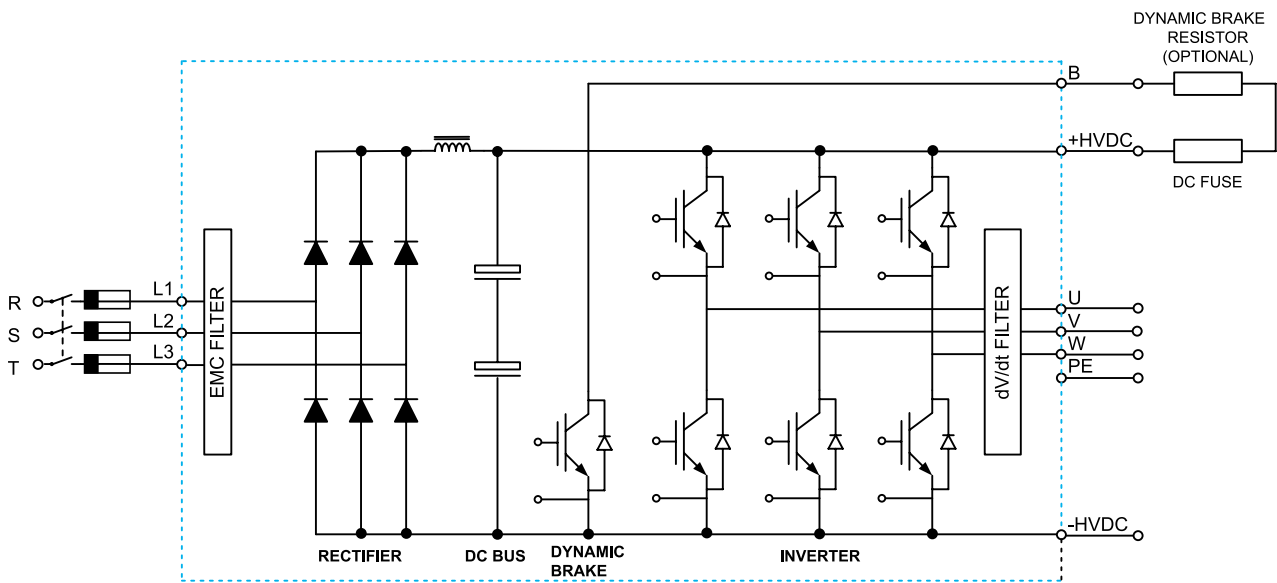
Standard features

- Extensive power range. Fully on site tested hardware ensures a perfect performance for small and MW motors. SD700 offers quality for all motor range.
- Built-in dV/dt filter 500V/μs-800V/μs allows its installation with up to 300m unipolar cable following Power Electronics recommendations.
- 50°C operation without derating.
- Wide voltage range (230Vac, 380Vac-500Vac, 525Vac and 690Vac). Suitable for weak electrical grids and places with variable voltage range operations. The drive keeps running!
- IP20 & IP54 Electronics enclosure – wherever the drive is installed we ensure a long life electronics operation.
- 6/12/18/24 Multipulse system selects the best drive that fits with your THDi requirements.
- Input chokes built-in as standard. Grid anomalies are filtered by efficient input chokes (3% impedance) reducing the THDi and protecting the drive in weak grids.
- EMC input filter as standard. EMC filter reduces the electric perturbation generated in the inverter and rectifier bridges achieving compliance with C3 according to IEC/EN61800-3.
- Internal and external braking units. When the drive absorbs the regenerated energy during braking cycles, the B150 accessory or the integrated dynamic brake will dissipate it.
- Ultra fast fuses. Frames 5 on integrate built-in as standard fast fuses which protect against unexpected overcurrents.
- GL certification. Germanischer Lloyd has certified SD700 assuring your investment in marine projects.

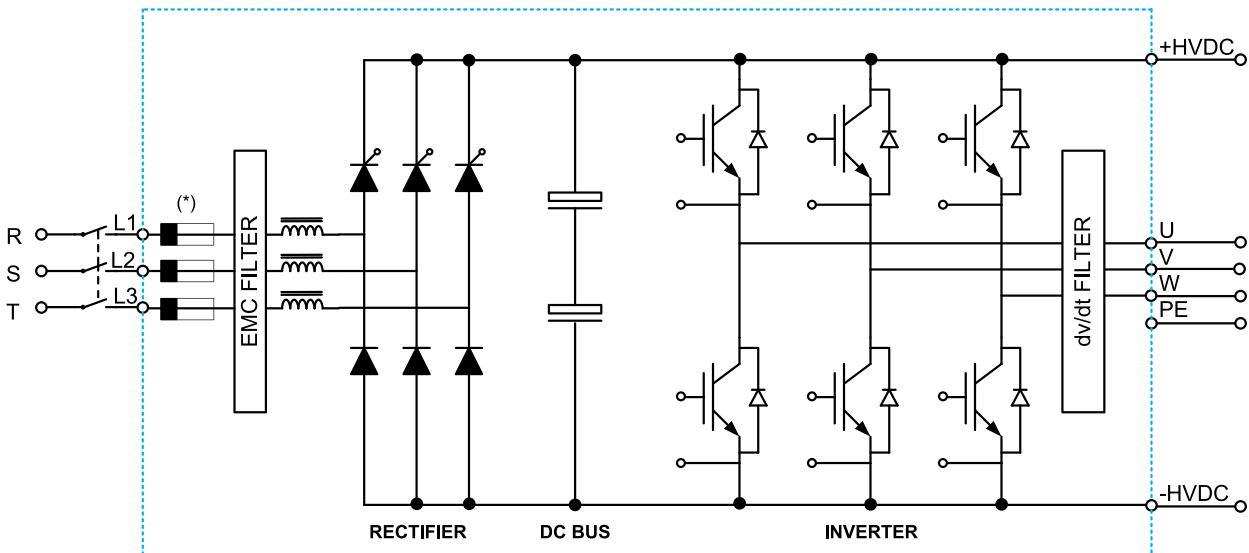
SD700 SERIES

Functional Diagram

FRAMES 1 & 2



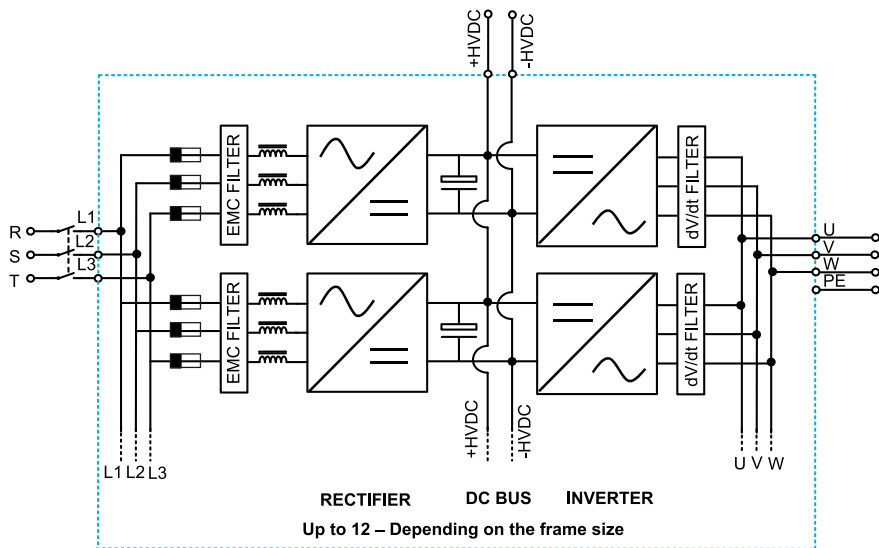
FRAMES 3, 4 & 5



SD700 SERIES

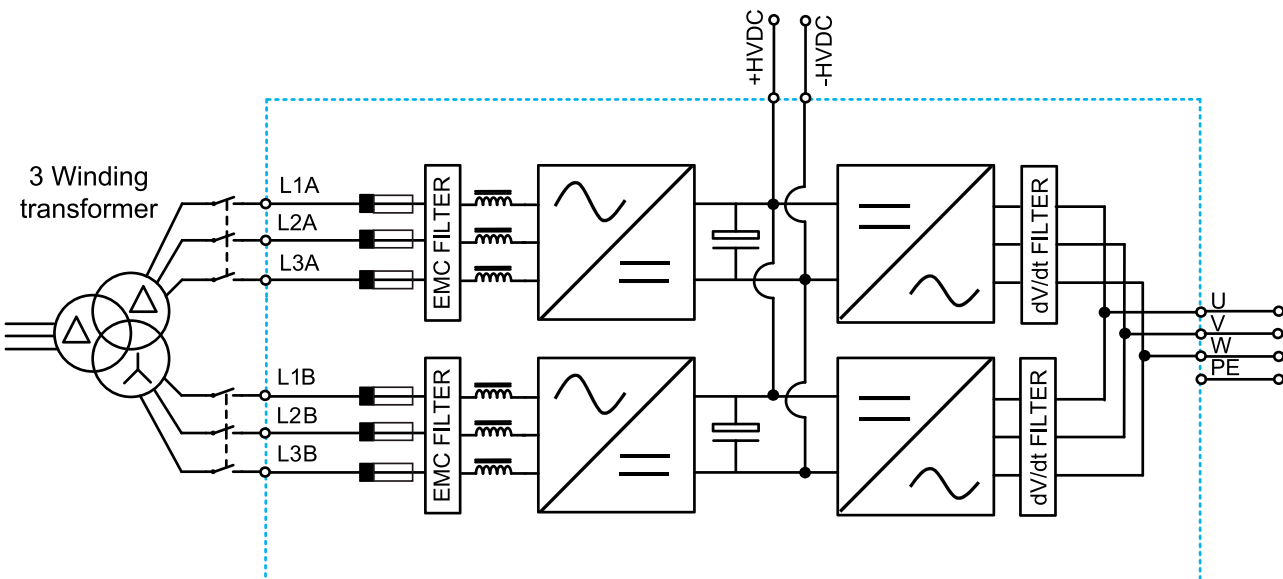
Functional Diagram

FRAMES 6 to 11



SD70DTP0009AI

12 PULSES

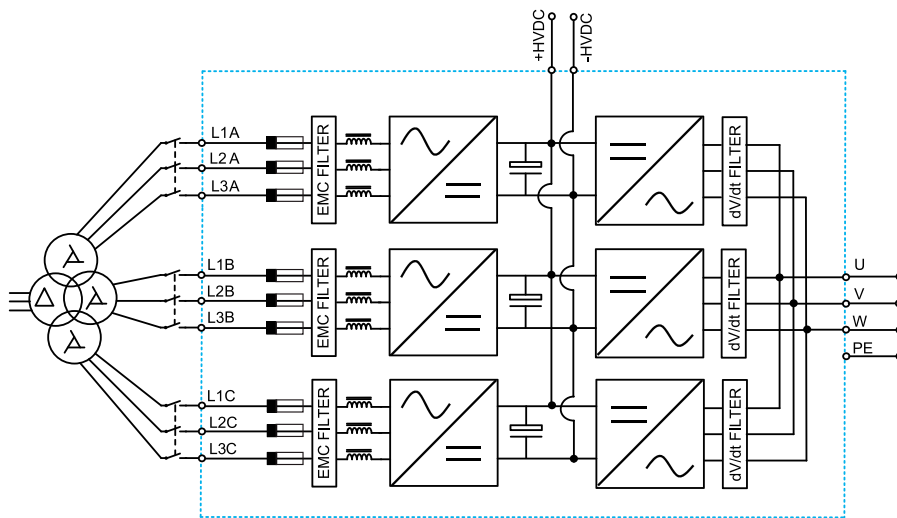


SD70DTP00010AI

SD700 SERIES

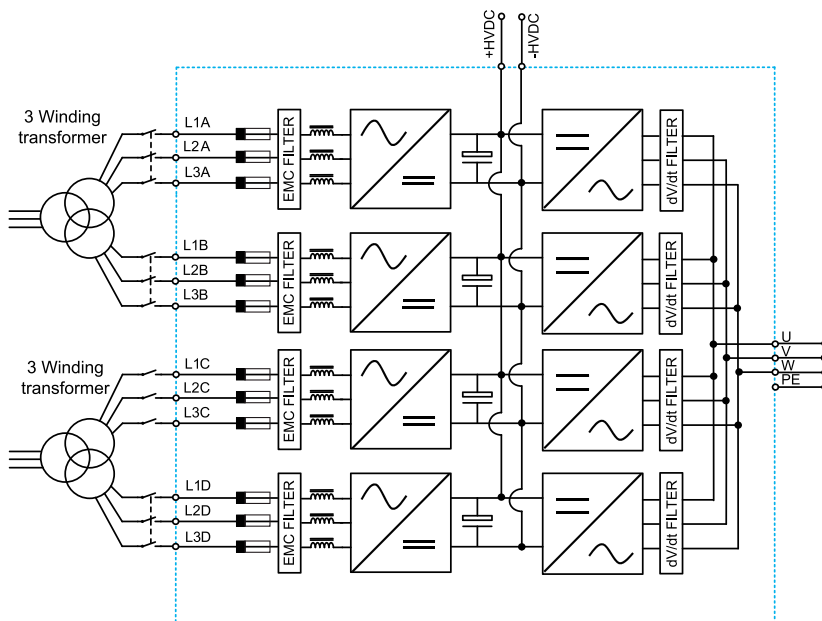
Functional Diagram

18 PULSES



SD70DTP0011AI

24 PULSES



SD70DTP00012AI

SD700 SERIES

Technical Characteristics

SD700 SERIES

INPUT	Power range	1,5kW - 2000 kW ^[1]	
	Voltage power	230Vac, 380-500Vac, 525Vac, 690Vac , 3 phases (±10%)	
	Multipulse	6, 12, 18, 24	
	Input frequency	50Hz/60Hz ± 6%	
	Input rectifier technology	Thyristor-Diode	
	Displacement power factor (DPF = cos Φ)	≥ 0.98	
	Power factor (PF= I ₁ /I _{rms} · cos Φ)	≥ 0.91	
	Momentary power loss	> 2sec (depending on the load inertia)	
	EMC input filter	Frames 1 & 2: First environment (C2 standard) Frames 3 to 11: Second environment (Industrial) (C3 Standard) First environment (C2 Optional). C1 consult Power Electronics. Optional IT filter	
	Harmonics filter	Choke coils 3% impedance	
	Current THDi (%)	≤ 40%	
	Regenerative	NO	
	OUTPUT	Output frequency ^[2]	0... 200Hz
Overload capacity		Constant torque/heavy duty: 150% during 60 sec at 50°C Variable torque/normal duty: 120% during 60 sec at 40°C.	
Efficiency (at rated current and rated voltage)		≥ 98%	
Control method		V/Hz VECTOR CONTROL Open Loop: PMC: speed (OLSP)/torque control (OLTQ), AVC: speed(OLSP) / torque control (OLTQ) Close Loop (Encoder): PMC: speed (CLSP)/torque control (CLTQ), AVC: speed(CLSP)/torque control (CLTQ)	
Switching frequency		4 to 8kHz - PEWave	
Output dv/dt filter		500 to 800V/μs ^[3]	
Output cable length ^[4]		USC 300m SC 150m	
Dynamic brake		External B150 Dynamic Brake (Frames 1 and 2 Integrated)	
ENVIRONMENTAL CONDITIONS		Operation ambient temperature	Minimum: -20°C Maximum: +50°C
		Storage temperature	Minimum: -40°C Maximum: +70°C
	Altitude	1000m	
	Power altitude derating ^[1]	>1000m, 1% P _N (kW) per 100m; 4000m maximum	
	Ambient humidity	<95%, non-condensing	
	Degree of protection	IP20, IP54	
	Vibration ^[5]	Deflection: ± 1mm (2Hz-13.2Hz), ± 0.075mm (13.2Hz-57Hz) Acceleration: 6.86m/s ² (13.2Hz-57Hz), 9.8m/s ² (57Hz-150Hz)	
PROTECTIONS	Heating resistors	Optional	
	Motor protections	Rotor locked, Motor overload (thermal model), Output current limit, Phase current imbalance, Phase voltage imbalance, Motor over-temperature (PTC signal), Speed limit, Torque limit.	
	Drive protections	IGBT's overload, Input phase loss, Low input voltage, High input voltage, DC Bus voltage limit, Low DC Bus voltage, High input frequency, Low input frequency, IGBT temperature, Heat-sink over-temperature, Power supply fault, Drive thermal model, Ground fault, Software and Hardware fault, Analogue input signal loss (speed reference loss), Safe stop / Emergency stop.	
INPUTS/ OUTPUTS	Digital inputs	6 programmable active high (24Vdc), Isolated power supply 1 PTC input	
	Digital outputs	3 Programmable changeover relays (250Vac, 8A or 30Vdc, 8A)	
	Analogue input	2 Programmable differential inputs: 0 - 20mA, 4 - 20mA, 0 - 10Vdc and ±10Vdc. (Optically isolated)	
	Analogue outputs	2 Isolated programmable outputs: 0 - 20mA, 4 - 20mA, 0 - 10Vdc and ±10Vdc	
	Encoder inputs (optional)	Differential encoder input. Voltages inputs from 5 to 24Vdc	
	User power supply	+24Vdc user power supply (Max 180mA) regulated and short-circuit protected +10Vdc user power supply (Max 2 potentiometers R= 1 kΩ) regulated and short-circuit protected	
	I/O Extension board (optional)	4 Digital Inputs: Programmable inputs and active high (24Vdc). Optically isolated. 1 Analogue Input: Programmable and differential input. 5 Digital Outputs: Programmable multi-function relays.	
	External power supply (optional)	1 Analogue Output: Programmable outputs in voltage / current. 24V External Power Supply, Fault Relay integrated	

NOTES

[1] Other configuration, consult Power Electronics.
[2] For operation frequencies higher than 100Hz consult Power Electronics.

[3] Depending on the rated power, the input voltage and under Power Electronics' installation recommendations.

[4] SC: Shielded cable, USC: Unshielded Cable. Follow Power Electronics installation recommendations. For greater cable lengths and first environment (C2) consult Power Electronics.

SD700 SERIES

Technical Characteristics

SD700 SERIES

COMMUNICATION	Standard hardware	USB port RS232 port RS485 port
	Standard protocol	Modbus-RTU
	Optional protocol	Profibus-DP DeviceNet Ethernet (Modbus TCP) Ethernet IP CAN Open N2 Metasys Gateway Fiber optic
CONTROL PANEL	Type	Removable
	Length	3 meters and 5 meters (optional)
	Connection	RJ45
	Visualization leds	LED ON: Control board is energized / BLINKING: Warning present LED RUN: Motor receiving power supply LED FAULT: Flashing displays that a fault has occurred
	Alphanumeric display	4 lines x 16 characters Keypad with 6 keys to control and configure the drive, start and stop/reset Independent memory
	Display information	Average current and 3-phase motor current Average voltage and 3-phase motor voltage Average input voltage and 3-phase input voltage 3-phase input and output frequency DC Bus Voltage Drive Status Speed, Torque, Power, Power factor of motor Register of total and partial drive running time with reset function. (hours) Register of total and partial drive energy consumption with reset function (kWh) Relay status Digital inputs / PTC status Output comparator status Analogue inputs and sensor values Analogue output value Motor overload and equipment status Drive and rectifier temperature Fault history (last 6 faults)
	Others	Real time clock Perpetual calendar
	Certifications	CE, cTick, UL ^[5] , cUL ^[5] , GL ^[6]
	Electromagnetic compatibility	EMC Directive (2004/108/CE) IEC/EN 61800-3
	Design and construction	LVD Directive (2006/95/CE) IEC/EN 61800-2 General requirements IEC/EN 61800-5-1 Safety IEC/EN 60146-1-1 Semiconductor converters IEC60068-2-6 - Vibration
Functional Safety	IEC/EN 61800-5-2(STO) Tüv Rheinland Certified	

NOTES

[5] On certification process.

[6] SD700 Series from frame 5 on.
For further information, please consult with Power Electronics.

SD700 SERIES

Standard Ratings

POWER RANGE AT 230VAC

6 PULSES							
FRAME	CODE	Operation Temperature 50°C HEAVY DUTY			Operation Temperature 40°C NORMAL DUTY		
		I(A) Rated	Motor Power (kW) at 230VAC	150% Overload (A)	I(A) Rated	Motor Power (kW) at 230VAC	120% Overload (A)
1	SD70006 2X Y	6	1,5	9	7,5	2,2	9
	SD70009 2X Y	9	2,2	14	11	3	14
	SD70012 2X Y	12	3	18	15	5,5	18
	SD70020 2X Y	20	5,5	30	25	7,5	30
	SD70026 2X Y	26	7,5	39	33	9	39
2	SD70032 2X Y	32	9	48	40	11	48
	SD70039 2X Y	39	11	59	49	15	59
	SD70050 2X Y	50	15	75	63	18,5	75
3	SD70064 2X Y	64	18,5	96	80	22	96
	SD70075 2X Y	75	22	113	94	25	113
	SD70090 2X Y	90	25	135	113	33	135
	SD70115 2X Y	115	33	173	144	45	173
4	SD70150 2X Y	150	45	225	188	51	225
	SD70170 2X Y	170	51	255	213	63	255
5	SD70210 2X Y	210	63	315	263	75	315
	SD70250 2X Y	250	75	375	313	86	375
	SD70275 2X Y	275	86	413	344	100	413
6	SD70330 2X Y	330	100	495	413	110	495
	SD70370 2X Y	370	110	555	463	140	555
	SD70460 2X Y	460	140	690	575	185	690
7	SD70580 2X Y	580	185	870	725	200	870
	SD70650 2X Y	650	200	975	813	220	975
	SD70720 2X Y	720	220	1080	900	250	1080

SD700 SERIES

Standard Ratings

POWER RANGE AT 400VAC

6 PULSES							
FRAME	CODE	Operation Temperature 50°C HEAVY DUTY			Operation Temperature 40°C NORMAL DUTY		
		I(A) Rated	Motor Power (kW) at 400VAC	150% Overload (A)	I(A) Rated	Motor Power (kW) at 400VAC	120% Overload (A)
1	SD70006 5X Y	6	2,2	9	7,5	3	9
	SD70009 5X Y	9	4	14	11	5,5	14
	SD70012 5X Y	12	5,5	18	15	7,5	18
	SD70018 5X Y	18	7,5	27	23	11	27
2	SD70024 5X Y	24	11	36	30	15	36
	SD70032 5X Y	32	15	48	40	18,5	48
	SD70038 5X Y	38	18,5	57	48	22	57
3	SD70048 5X Y	48	22	72	60	30	72
	SD70060 5X Y	60	30	90	75	37	90
	SD70075 5X Y	75	37	113	94	45	113
4	SD70090 5X Y	90	45	135	113	55	135
	SD70115 5X Y	115	55	173	144	75	173
	SD70150 5X Y	150	75	225	188	90	225
5	SD70170 5X Y	170	90	255	213	110	255
	SD70210 5X Y	210	110	315	263	132	315
	SD70250 5X Y	250	132	375	313	160	375
6	SD70275 5X Y	275	150	413	344	200	413
	SD70330 5X Y	330	160	495	413	220	495
	SD70370 5X Y	370	200	555	463	250	555
7	SD70460 5X Y	460	250	690	575	315	690
	SD70580 5X Y	580	315	870	725	400	870
	SD70650 5X Y	650	355	975	813	450	975
8	SD70720 5X Y	720	400	1080	900	500	1080
	SD70840 5X Y	840	450	1260	1050	560	1260
	SD70925 5X Y	925	500	1388	1156	630	1388
9	SD70990 5X Y	990	560	1485	1238	710	1485
	SD71150 5X Y	1150	630	1725	1438	800	1725
	SD71260 5X Y	1260	710	1890	1575	900	1890
10	SD71440 5X Y	1440	800	2160	1800	1000	2160
	SD71580 5X Y	1580	900	2370	1975	1100	2370
	SD71800 5X Y	1800	1000	2700	2250	1200	2700
11	SD72200 5X Y	2200	1200	3300	2750	1500	3300
	SD72500 5X Y	2500	1400	3750	3100	1750	3750

12 PULSES							
FRAME	CODE	Operation Temperature 50°C HEAVY DUTY			Operation Temperature 40°C NORMAL DUTY		
		I(A) Rated	Motor Power (kW) at 400VAC	150% Overload (A)	I(A) Rated	Motor Power (kW) at 400VAC	120% Overload (A)
6	SD70330 5X 12 Y	330	160	495	413	220	495
	SD70370 5X 12 Y	370	200	555	463	250	555
	SD70460 5X 12 Y	460	250	690	575	315	690
8	SD70840 5X 12 Y	840	450	1260	1050	560	1260
	SD70925 5X 12 Y	925	500	1388	1156	630	1388
	SD70990 5X 12 Y	990	560	1485	1238	710	1485
9	SD71150 5X 12 Y	1150	630	1725	1438	800	1725
	SD71260 5X 12 Y	1260	710	1890	1575	900	1890
	SD71440 5X 12 Y	1440	800	2160	1800	1000	2160
11	SD72200 5X 12 Y	2200	1200	3300	2750	1500	3300
	SD72500 5X 12 Y	2500	1400	3750	3100	1750	3750

SD700 SERIES

Standard Ratings

POWER RANGE AT 400VAC

18 PULSES							
FRAME	CODE	Operation Temperature 50°C HEAVY DUTY			Operation Temperature 40°C NORMAL DUTY		
		I(A) Rated	Motor Power (kW) at 400VAC	150% Overload (A)	I(A) Rated	Motor Power (kW) at 400VAC	120% Overload (A)
7	SD70580 5X 18 Y	580	315	870	725	400	870
	SD70650 5X 18 Y	650	355	975	813	450	975
	SD70720 5X 18 Y	720	400	1080	900	500	1080
9	SD71150 5X 18 Y	1150	630	1725	1438	800	1725
	SD71260 5X 18 Y	1260	710	1890	1575	900	1890
	SD71440 5X 18 Y	1440	800	2160	1800	1000	2160
10	SD71580 5X 18 Y	1580	900	2370	1975	1100	2370
	SD71800 5X 18 Y	1800	1000	2700	2250	1200	2700
11	SD72200 5X 18 Y	2200	1200	3300	2750	1500	3300
	SD72500 5X 18 Y	2500	1400	3750	3100	1750	3750

24 PULSES							
FRAME	CODE	Operation Temperature 50°C HEAVY DUTY			Operation Temperature 40°C NORMAL DUTY		
		I(A) Rated	Motor Power (kW) at 400VAC	150% Overload (A)	I(A) Rated	Motor Power (kW) at 400VAC	120% Overload (A)
8	SD70840 5X 24 Y	840	450	1260	1050	560	1260
	SD70925 5X 24 Y	925	500	1388	1156	630	1388
	SD70990 5X 24 Y	990	560	1485	1238	710	1485
11	SD72200 5X 24 Y	2200	1200	3300	2750	1500	3300
	SD72500 5X 24 Y	2500	1400	3750	3100	1750	3750

SD700 SERIES

Standard Ratings

POWER RANGE AT 440VAC

6 PULSES									
FRAME	CODE	Operation Temperature 50°C HEAVY DUTY				Operation Temperature 40°C NORMAL DUTY			
		I(A) Rated	Motor Power (kW) at 440VAC		150% Overload (A)	I(A) Rated	Motor Power (kW) at 440VAC		120% Overload (A)
			kW	HP			kW	HP	
1	SD70006 5X Y	5,5	2,2	3	8,2	6,8	3	4	8,2
	SD70009 5X Y	8	4	5	12	10	5,5	7-1/2	12
	SD70012 5X Y	11	5,5	7-1/2	16,5	13,75	7,5	10	16,5
	SD70018 5X Y	16	7,5	10	24	20	11	15	24
2	SD70024 5X Y	22	11	15	33	27,5	15	20	33
	SD70032 5X Y	29	15	20	43,5	36,25	18,5	25	43,5
	SD70038 5X Y	34,5	18,5	25	51,7	43,1	22	30	51,7
3	SD70048 5X Y	43,6	22	30	65,4	54,5	30	40	65,4
	SD70060 5X Y	54,5	30	40	81,7	68,1	37	50	81,7
	SD70075 5X Y	68	37	50	102	85	45	60	102
4	SD70090 5X Y	82	45	60	123	102,5	55	75	123
	SD70115 5X Y	104,5	55	75	156,7	130,6	75	100	156,7
	SD70150 5X Y	136	75	100	204	170	90	125	204
5	SD70170 5X Y	154,5	90	125	231,6	193	110	150	231,6
	SD70210 5X Y	191	110	150	286,5	238,7	132	180	286,5
	SD70250 5X Y	227	132	180	340,5	283,7	160	240	340,5
6	SD70275 5X Y	250	150	200	375	312,5	200	275	375
	SD70330 5X Y	300	160	240	450	375	220	300	450
	SD70370 5X Y	336	200	275	504	420	250	340	504
7	SD70460 5X Y	418	250	340	627	522,5	315	400	627
	SD70580 5X Y	527	315	400	790,5	658,7	400	500	790,5
	SD70650 5X Y	591	355	450	886,5	738,7	450	600	886,5
8	SD70720 5X Y	654,5	400	500	981,7	818,1	500	650	981,7
	SD70840 5X Y	764	450	600	1146	955	560	750	1146
	SD70925 5X Y	841	500	650	1261,5	1051,2	630	850	1261,5
9	SD70990 5X Y	900	560	750	1350	1125	710	900	1350
	SD71150 5X Y	1045,5	630	850	1568	1306,8	800	1000	1568
	SD71260 5X Y	1145,5	710	900	1718	1431,8	900	1250	1718
10	SD71440 5X Y	1309	800	1000	1963,5	1636,2	1000	1400	1963,5
	SD71580 5X Y	1436	900	1250	2154	1795	1100	1500	2154
	SD71800 5X Y	1636	1000	1400	2454	2045	1200	1600	2454
11	SD72200 5X Y	2000	1200	1600	3000	2500	1500	2000	3000
	SD72500 5X Y	2300	1400	1900	3450	2800	1750	2350	3450

12 PULSES									
FRAME	CODE	Operation Temperature 50°C HEAVY DUTY				Operation Temperature 40°C NORMAL DUTY			
		I(A) Rated	Motor Power (kW) at 440VAC		150% Overload (A)	I(A) Rated	Motor Power (kW) at 440VAC		120% Overload (A)
			kW	HP			kW	HP	
6	SD70330 5X 12 Y	300	160	240	450	375	220	300	450
	SD70370 5X 12 Y	336	200	275	504	420	250	340	504
	SD70460 5X 12 Y	418	250	340	627	522,5	315	400	627
8	SD70840 5X 12 Y	764	450	600	1146	955	560	750	1146
	SD70925 5X 12 Y	841	500	650	1261,5	1051,2	630	850	1261,5
	SD70990 5X 12 Y	900	560	750	1350	1125	710	900	1350
9	SD71150 5X 12 Y	1045,5	630	850	1568	1306,8	800	1000	1568
	SD71260 5X 12 Y	1145,5	710	900	1718	1431,8	900	1250	1718
	SD71440 5X 12 Y	1309	800	1000	1963,5	1636,2	1000	1400	1963,5
11	SD72200 5X 12 Y	2000	1200	1600	3000	2500	1500	2000	3000
	SD72500 5X 12 Y	2300	1400	1900	3450	2800	1750	2350	3450

SD700 SERIES

Standard Ratings

POWER RANGE AT 440VAC

18 PULSES									
FRAME	CODE	Operation Temperature 50°C HEAVY DUTY				Operation Temperature 40°C NORMAL DUTY			
		I(A) Rated	Motor Power (kW) at 440VAC		150% Overload (A)	I(A) Rated	Motor Power (kW) at 440VAC		120% Overload (A)
			kW	HP			kW	HP	
7	SD70580 5X 18 Y	527	315	400	790,5	658,7	400	500	790,5
	SD70650 5X 18 Y	591	355	450	886,5	738,7	450	600	886,5
	SD70720 5X 18 Y	654,5	400	500	981,7	818,1	500	650	981,7
9	SD71150 5X 18 Y	1045,5	630	850	1568	1306,8	800	1000	1568
	SD71260 5X 18 Y	1145,5	710	900	1718	1431,8	900	1250	1718
	SD71440 5X 18 Y	1309	800	1000	1963,5	1636,2	1000	1400	1963,5
10	SD71580 5X 18 Y	1436	900	1250	2154	1795	1100	1500	2154
	SD71800 5X 18 Y	1636	1000	1400	2454	2045	1200	1600	2454
11	SD72200 5X 18 Y	2000	1200	1600	3000	2500	1500	1800	3000
	SD72500 5X 18 Y	2300	1400	1900	3450	2800	1750	2350	3450

24 PULSES									
FRAME	CODE	Operation Temperature 50°C HEAVY DUTY				Operation Temperature 40°C NORMAL DUTY			
		I(A) Rated	Motor Power (kW) at 440VAC		150% Overload (A)	I(A) Rated	Motor Power (kW) at 440VAC		120% Overload (A)
			kW	HP			kW	HP	
8	SD70840 5X 24 Y	764	450	600	1146	955	560	750	1146
	SD70925 5X 24 Y	841	500	650	1261,5	1051,2	630	850	1261,5
	SD70990 5X 24 Y	900	560	750	1350	1125	710	900	1350
11	SD72200 5X 24 Y	2000	1200	1600	3000	2500	1500	1800	3000
	SD72500 5X 24 Y	2300	1400	1900	3450	2800	1750	2350	3450

SD700 SERIES

Standard Ratings

POWER RANGE AT 500VAC

6 PULSES							
FRAME	CODE	Operation Temperature 50°C HEAVY DUTY			Operation Temperature 40°C NORMAL DUTY		
		I(A) Rated	Motor Power (kW) at 500VAC	150% Overload (A)	I(A) Rated	Motor Power (kW) at 500VAC	120% Overload (A)
1	SD70006 5X Y	4,8	2,2	7,2	6	4	7,2
	SD70009 5X Y	7	4	10	9	5,5	10
	SD70012 5X Y	9,5	5,5	14	12	7,5	14
	SD70018 5X Y	14	7,5	21	18	11	21
	SD70024 5X Y	19	11	28	24	15	28
2	SD70032 5X Y	25	15	38	32	18,5	38
	SD70038 5X Y	30	18,5	45	38	22	45
	SD70048 5X Y	38	22	57	48	30	57
3	SD70060 5X Y	48	30	72	60	37	72
	SD70075 5X Y	60	37	90	75	45	90
	SD70090 5X Y	72	45	108	90	55	108
	SD70115 5X Y	92	55	138	115	75	138
4	SD70150 5X Y	120	75	180	150	90	180
	SD70170 5X Y	136	90	204	170	110	204
5	SD70210 5X Y	168	110	252	210	132	252
	SD70250 5X Y	200	132	300	250	150	300
	SD70275 5X Y	212	150	318	265	160	318
6	SD70330 5X Y	264	160	396	330	200	396
	SD70370 5X Y	296	200	444	370	250	444
	SD70460 5X Y	368	250	552	460	315	552
7	SD70580 5X Y	464	315	696	580	355	696
	SD70650 5X Y	520	355	780	650	400	780
	SD70720 5X Y	576	400	864	720	450	864
8	SD70840 5X Y	672	450	1008	840	500	1008
	SD70925 5X Y	740	500	1110	925	560	1110
	SD70990 5X Y	767	560	1151	959	630	1151
9	SD71150 5X Y	920	630	1380	1150	710	1380
	SD71260 5X Y	1008	710	1512	1260	800	1512
	SD71440 5X Y	1152	800	1728	1440	900	1728
10	SD71580 5X Y	1264	900	1896	1580	1000	1896
	SD71800 5X Y	1440	1000	2160	1800	1200	2160
11	SD72200 5X Y	1760	1200	2640	2200	1500	2640
	SD72500 5X Y	2000	1400	3000	2500	1750	3000

SD700 SERIES

Standard Ratings

POWER RANGE AT 500VAC

12 PULSES							
FRAME	CODE	Operation Temperature 50°C HEAVY DUTY			Operation Temperature 40°C NORMAL DUTY		
		I(A) Rated	Motor Power (kW) at 500VAC	150% Overload (A)	I(A) Rated	Motor Power (kW) at 500VAC	120% Overload (A)
6	SD70330 5X 12 Y	264	160	396	330	200	396
	SD70370 5X 12 Y	296	200	444	370	250	444
	SD70460 5X 12 Y	368	250	552	460	315	552
8	SD70840 5X 12 Y	672	450	1008	840	500	1008
	SD70925 5X 12 Y	740	500	1110	925	560	1110
	SD70990 5X 12 Y	767	560	1151	959	630	1151
9	SD71150 5X 12 Y	920	630	1380	1150	710	1380
	SD71260 5X 12 Y	1008	710	1512	1260	800	1512
	SD71440 5X 12 Y	1152	800	1728	1440	900	1728
11	SD72200 5X 12 Y	1760	1200	2640	2200	1500	2640
	SD72500 5X 12 Y	2000	1400	3000	2500	1750	3000

18 PULSES							
FRAME	CODE	Operation Temperature 50°C HEAVY DUTY			Operation Temperature 40°C NORMAL DUTY		
		I(A) Rated	Motor Power (kW) at 500VAC	150% Overload (A)	I(A) Rated	Motor Power (kW) at 500VAC	120% Overload (A)
7	SD70580 5X 18 Y	464	315	696	580	355	696
	SD70650 5X 18 Y	520	355	780	650	400	780
	SD70720 5X 18 Y	576	400	864	720	450	864
9	SD71150 5X 18 Y	920	630	1380	1150	710	1380
	SD71260 5X 18 Y	1008	710	1512	1260	800	1512
	SD71440 5X 18 Y	1152	800	1728	1440	900	1728
10	SD71580 5X 18 Y	1264	900	1896	1580	1000	1896
	SD71800 5X 18 Y	1440	1000	2160	1800	1200	2160
11	SD72200 5X 18 Y	1760	1200	2640	2200	1500	2640
	SD72500 5X 18 Y	2000	1400	3000	2500	1750	3000

24 PULSES							
FRAME	CODE	Operation Temperature 50°C HEAVY DUTY			Operation Temperature 40°C NORMAL DUTY		
		I(A) Rated	Motor Power (kW) at 500VAC	150% Overload (A)	I(A) Rated	Motor Power (kW) at 500VAC	120% Overload (A)
8	SD70840 5X 24 Y	672	450	1008	840	500	1008
	SD70925 5X 24 Y	740	500	1110	925	560	1110
	SD70990 5X 24 Y	767	560	1151	959	630	1151
11	SD72200 5X 24 Y	1760	1200	2640	2200	1500	2640
	SD72500 5X 24 Y	2000	1400	3000	2500	1750	3000

SD700 SERIES

Standard Ratings

POWER RANGE AT 525VAC

6 PULSES							
FRAME	CODE	Operation Temperature 50°C HEAVY DUTY			Operation Temperature 40°C NORMAL DUTY		
		I(A) Rated	Motor Power (kW) at 525VAC	150% Overload (A)	I(A) Rated	Motor Power (kW) at 525VAC	120% Overload (A)
4	SD70100 7X Y	100	75	150	122	90	150
	SD70120 7X Y	120	90	180	147	110	180
	SD70145 7X Y	145	110	218	176	132	218
5	SD70180 7X Y	180	132	270	222	150	270
	SD70205 7X Y	205	150	308	254	185	308
6	SD70270 7X Y	270	200	405	334	250	405
	SD70295 7X Y	295	220	443	360	280	443
	SD70340 7X Y	340	250	510	417	315	510
7	SD70425 7X Y	425	315	638	526	400	638
	SD70470 7X Y	470	355	705	586	450	705
	SD70535 7X Y	535	400	803	666	500	803
8	SD70660 7X Y	660	500	990	824	600	990
	SD70750 7X Y	750	560	1125	936	700	1125
9	SD70845 7X Y	845	630	1268	1052	800	1268
	SD70950 7X Y	950	710	1425	1157	900	1425
10	SD71070 7X Y	1070	800	1605	1337	1000	1605
	SD71205 7X Y	1205	900	1808	1504	1100	1808
	SD71340 7X Y	1340	1000	2010	1672	1250	2010
	SD71605 7X Y	1605	1200	2408	2006	1500	2408
11	SD72005 7X Y	2005	1500	3008	2507	1900	3008

12 PULSES							
FRAME	CODE	Operation Temperature 50°C HEAVY DUTY			Operation Temperature 40°C NORMAL DUTY		
		I(A) Rated	Motor Power (kW) at 525VAC	150% Overload (A)	I(A) Rated	Motor Power (kW) at 525VAC	120% Overload (A)
6	SD70270 7X 12 Y	270	200	405	334	250	405
	SD70295 7X 12 Y	295	220	443	360	280	443
	SD70340 7X 12 Y	340	250	510	417	315	510
8	SD70660 7X 12 Y	660	500	990	824	600	990
	SD70750 7X 12 Y	750	560	1125	936	700	1125
9	SD70845 7X 12 Y	845	630	1268	1052	800	1268
	SD70950 7X 12 Y	950	710	1425	1157	900	1425
11	SD72005 7X 12 Y	2005	1500	3008	2507	1900	3008

18 PULSES							
FRAME	CODE	Operation Temperature 50°C HEAVY DUTY			Operation Temperature 40°C NORMAL DUTY		
		I(A) Rated	Motor Power (kW) at 525VAC	150% Overload (A)	I(A) Rated	Motor Power (kW) at 525VAC	120% Overload (A)
7	SD70425 7X 18 Y	425	315	638	526	400	638
	SD70470 7X 18 Y	470	355	705	586	450	705
	SD70535 7X 18 Y	535	400	803	666	500	803
9	SD70845 7X 18 Y	845	630	1268	1052	800	1268
	SD70950 7X 18 Y	950	710	1425	1157	900	1425
10	SD71070 7X 18 Y	1070	800	1605	1337	1000	1605
	SD71205 7X 18 Y	1205	900	1808	1504	1100	1808
	SD71340 7X 18 Y	1340	1000	2010	1672	1250	2010
	SD71605 7X 18 Y	1605	1200	2408	2006	1500	2408
11	SD72005 7X 18 Y	2005	1500	3008	2507	1900	3008

SD700 SERIES

Standard Ratings

POWER RANGE AT 525VAC

24 PULSES							
FRAME	CODE	Operation Temperature 50°C HEAVY DUTY			Operation Temperature 40°C NORMAL DUTY		
		I(A) Rated	Motor Power (kW) at 525VAC	150% Overload (A)	I(A) Rated	Motor Power (kW) at 525VAC	120% Overload (A)
8	SD70660 7X 24 Y	660	500	990	824	600	990
	SD70750 7X 24 Y	750	560	1125	936	700	1125
11	SD72005 7X 24 Y	2005	1500	3008	2507	1900	3008

POWER RANGE AT 690VAC

6 PULSES							
FRAME	CODE	Operation Temperature 50°C HEAVY DUTY			Operation Temperature 40°C NORMAL DUTY		
		I(A) Rated	Motor Power (kW) at 690VAC	150% Overload (A)	I(A) Rated	Motor Power (kW) at 690VAC	120% Overload (A)
4	SD70052 6X Y	52	45	78	65	55	78
	SD70062 6X Y	62	55	93	78	75	93
	SD70080 6X Y	80	75	120	100	90	120
	SD70105 6X Y	105	90	157	131	110	157
5	SD70130 6X Y	130	110	195	163	132	195
	SD70150 6X Y	150	132	225	188	160	225
	SD70170 6X Y	170	160	255	213	200	255
6	SD70210 6X Y	210	200	315	263	250	315
	SD70260 6X Y	260	250	390	325	315	390
	SD70320 6X Y	320	315	480	400	400	480
7	SD70385 6X Y	385	355	578	481	450	578
	SD70460 6X Y	460	450	690	575	560	690
8	SD70550 6X Y	550	500	825	688	630	825
	SD70660 6X Y	660	630	990	825	800	990
9	SD70750 6X Y	750	710	1125	938	900	1125
	SD70840 6X Y	840	800	1260	1050	1000	1260
	SD70950 6X Y	950	900	1425	1188	1100	1425
10	SD71140 6X Y	1140	1000	1710	1425	1300	1710
	SD71270 6X Y	1270	1200	1905	1588	1600	1905
	SD71420 6X Y	1420	1400	2130	1775	1700	2130
11	SD71500 6X Y	1500	1500	2250	1875	1800	2250
	SD71800 6X Y	1800	1800	2700	2250	2000	2700

SD700 SERIES

Standard Ratings

POWER RANGE AT 690VAC

12 PULSES							
FRAME	CODE	Operation Temperature 50°C HEAVY DUTY			Operation Temperature 40°C NORMAL DUTY		
		I(A) Rated	Motor Power (kW) at 690VAC	150% Overload (A)	I(A) Rated	Motor Power (kW) at 690VAC	120% Overload (A)
6	SD70210 6X 12 Y	210	200	315	263	250	315
	SD70260 6X 12 Y	260	250	390	325	315	390
	SD70320 6X 12 Y	320	315	480	400	400	480
8	SD70550 6X 12 Y	550	500	825	688	630	825
	SD70660 6X 12 Y	660	630	990	825	800	990
9	SD70750 6X 12 Y	750	710	1125	938	900	1125
	SD70840 6X 12 Y	840	800	1260	1050	1000	1260
	SD70950 6X 12 Y	950	900	1425	1188	1100	1425
11	SD71500 6X 12 Y	1500	1500	2250	1875	1800	2250
	SD71800 6X 12 Y	1800	1800	2700	2250	2000	2700

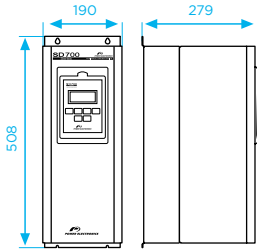
18 PULSES							
FRAME	CODE	Operation Temperature 50°C HEAVY DUTY			Operation Temperature 40°C NORMAL DUTY		
		I(A) Rated	Motor Power (kW) at 690VAC	150% Overload (A)	I(A) Rated	Motor Power (kW) at 690VAC	120% Overload (A)
7	SD70385 6X 18 Y	385	355	578	481	450	578
	SD70460 6X 18 Y	460	450	690	575	500	690
9	SD70750 6X 18 Y	750	710	1125	938	900	1125
	SD70840 6X 18 Y	840	800	1260	1050	1000	1260
	SD70950 6X 18 Y	950	900	1425	1188	1100	1425
10	SD71140 6X 18 Y	1140	1000	1710	1425	1300	1710
	SD71270 6X 18 Y	1270	1200	1905	1588	1600	1905
	SD71420 6X 18 Y	1420	1400	2130	1775	1700	2130
11	SD71500 6X 18 Y	1500	1500	2250	1875	1800	2250
	SD71800 6X 18 Y	1800	1800	2700	2250	2000	2700

24 PULSES							
FRAME	CODE	Operation Temperature 50°C HEAVY DUTY			Operation Temperature 40°C NORMAL DUTY		
		I(A) Rated	Motor Power (kW) at 690VAC	150% Overload (A)	I(A) Rated	Motor Power (kW) at 690VAC	120% Overload (A)
8	SD70550 6X 24 Y	550	500	825	680	630	825
	SD70660 6X 24 Y	660	630	990	825	800	990
11	SD71500 6X 24 Y	1500	1500	2250	1875	1800	2250
	SD71800 6X 24 Y	1800	1800	2700	2250	2000	2700

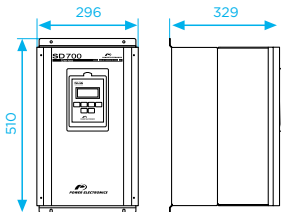
SD700 SERIES

Dimensions

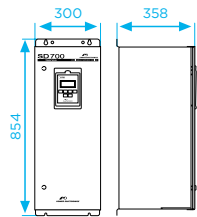
DIMENSIONS AND WEIGHT



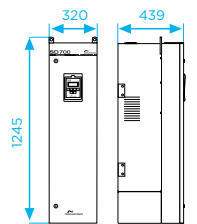
FRAME 1				
INPUT VOLTAGE				WEIGHT (kg)
230Vac	380-500Vac	525Vac	690Vac	
SD70006 2X Y	SD70006 5X Y	-	-	15
SD70009 2X Y	SD70009 5X Y			
SD70012 2X Y	SD70012 5X Y			
SD70020 2X Y	SD70018 5X Y			
SD70026 2X Y	SD70024 5X Y			



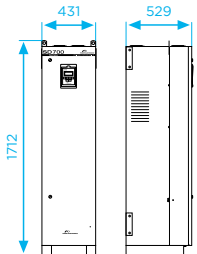
FRAME 2				
INPUT VOLTAGE				WEIGHT (kg)
230Vac	380-500Vac	525Vac	690Vac	
SD70032 2X Y	SD70032 5X Y	-	-	26
SD70039 2X Y	SD70038 5X Y			
SD70050 2X Y	SD70048 5X Y			



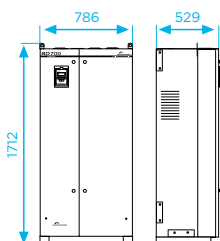
FRAME 3				
INPUT VOLTAGE				WEIGHT (kg)
230Vac	380-500Vac	525Vac	690Vac	
SD70064 2X Y	SD70060 5X Y	-	-	67.5
SD70075 2X Y	SD70075 5X Y			
SD70090 2X Y	SD70090 5X Y			
SD70115 2X Y	SD70115 5X Y			



FRAME 4				
INPUT VOLTAGE				WEIGHT (kg)
230Vac	380-500Vac	525Vac	690Vac	
SD70150 2X Y	SD70150 5X Y	SD70100 7X Y	SD70052 6X Y	94
SD70170 2X Y	SD70170 5X Y	SD70120 7X Y	SD70062 6X Y	
		SD70145 7X Y	SD70080 6X Y	
			SD70105 6X Y	



FRAME 5				
INPUT VOLTAGE				WEIGHT (kg)
230Vac	380-500Vac	525Vac	690Vac	
SD70210 2X Y	SD70210 5X Y	SD70180 7X Y	SD70130 6X Y	200
SD70250 2X Y	SD70250 5X Y	SD70205 7X Y	SD70150 6X Y	
SD70275 2X Y	SD70275 5X Y		SD70170 6X Y	

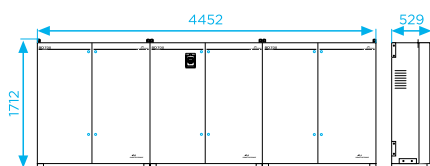
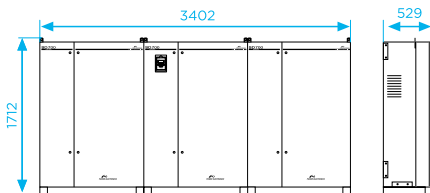
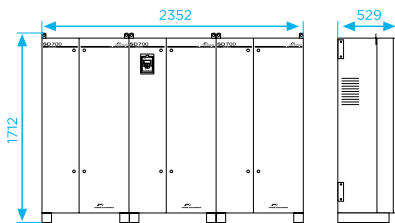
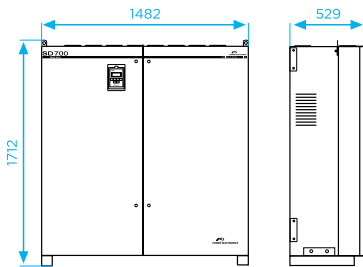
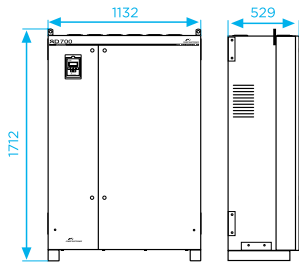


FRAME 6				
INPUT VOLTAGE				WEIGHT (kg)
230Vac	380-500Vac	525Vac	690Vac	
SD70330 2X Y	SD70330 5X Y	SD70270 7X Y	SD70210 6X Y	335
SD70370 2X Y	SD70370 5X Y	SD70295 7X Y	SD70260 6X Y	
SD70460 2X Y	SD70460 5X Y	SD70340 7X Y	SD70320 6X Y	
	SD70330 5X 12 Y	SD70270 7X 12 Y	SD70210 6X 12 Y	
	SD70370 5X 12 Y	SD70295 7X 12 Y	SD70260 6X 12 Y	
	SD70460 5X 12 Y	SD70340 7X 12 Y	SD70320 6X 12 Y	

SD700 SERIES

Dimensions

DIMENSIONS AND WEIGHT



FRAME 7				
INPUT VOLTAGE				WEIGHT (kg)
230Vac	380-500Vac	525Vac	690Vac	
SD70580 2X Y	SD70580 5X Y	SD70425 7X Y	SD70385 6X Y	479
SD70650 2X Y	SD70650 5X Y	SD70470 7X Y	SD70460 6X Y	
SD70720 2X Y	SD70720 5X Y	SD70535 7X Y	SD70385 6X 18 Y	
	SD70580 5X 18 Y	SD70425 7X 18 Y	SD70460 6X 18 Y	
	SD70650 5X 18 Y	SD70470 7X 18 Y		
	SD70720 5X 18 Y	SD70535 7X 18 Y		

FRAME 8				
INPUT VOLTAGE				WEIGHT (kg)
230Vac	380-500Vac	525Vac	690Vac	
-	SD70840 5X Y	SD70660 7X Y	SD70550 6X Y	585
	SD70925 5X Y	SD70750 7X Y	SD70660 6X Y	
	SD70990 5X Y	SD70660 7X 12 Y	SD70550 6X 12 Y	
	SD70840 5X 12 Y	SD70750 7X 12 Y	SD70660 6X 12 Y	
	SD70925 5X 12 Y	SD70660 7X 24 Y	SD70550 6X 24 Y	
	SD70990 5X 12 Y	SD70750 7X 24 Y	SD70660 6X 24 Y	
	SD70840 5X 24 Y			
	SD70925 5X 24 Y			
	SD70990 5X 24 Y			

FRAME 9				
INPUT VOLTAGE				WEIGHT (kg)
230Vac	380-500Vac	525Vac	690Vac	
-	SD71150 5X Y	SD70845 7X Y	SD70750 6X Y	1005
	SD71260 5X Y	SD70950 7X Y	SD70840 6X Y	
	SD71440 5X Y	SD70845 7X 12 Y	SD70950 6X Y	
	SD71150 5X 12 Y	SD70950 7X 12 Y	SD70750 6X 12 Y	
	SD71260 5X 12 Y	SD70845 7X 18 Y	SD70840 6X 12 Y	
	SD71440 5X 12 Y	SD70950 7X 18 Y	SD70950 6X 12 Y	
	SD71150 5X 18 Y		SD70750 6X 18 Y	
	SD71260 5X 18 Y		SD70840 6X 18 Y	
	SD71440 5X 18 Y		SD70950 6X 18 Y	

FRAME 10				
INPUT VOLTAGE				WEIGHT (kg)
230Vac	380-500Vac	525Vac	690Vac	
-	SD71580 5X Y	SD71070 7X Y	SD71140 6X Y	1437
	SD71800 5X Y	SD71205 7X Y	SD71270 6X Y	
	SD71580 5X 18 Y	SD71340 7X Y	SD71420 6X Y	
	SD71800 5X 18 Y	SD71605 7X Y	SD71140 6X 18 Y	
		SD71070 7X 18 Y	SD71270 6X 18 Y	
		SD71205 7X 18 Y	SD71420 6X 18 Y	
		SD71340 7X 18 Y		
		SD71605 7X 18 Y		

FRAME 11				
INPUT VOLTAGE				WEIGHT (kg)
230Vac	380-500Vac	525Vac	690Vac	
-	SD72200 5X Y	SD72005 7X Y	SD71500 6X Y	1755
	SD72200 5X 12 Y	SD72005 7X 12 Y	SD71800 6X Y	
	SD72200 5X 18 Y	SD72005 7X 18 Y	SD71500 6X 12 Y	
	SD72200 5X 24 Y	SD72005 7X 24 Y	SD71800 6X 12 Y	
			SD71500 6X 18 Y	
			SD71800 6X 18 Y	
			SD71500 6X 24 Y	
			SD71800 6X 24 Y	