



# RECTIFIERS



**VALIADIS**  
HELLENIC MOTORS



## RY-3A rectifier

### 1. Introduction

The RY-3A rectifier is mainly used for the interface between K,AK-Series three-phase asynchronous motors and electromagnetic brakes (K V DC series), and has the following characteristics:

- Beautiful appearance, small size, and convenient wiring
- Equipped with input and output protection circuits, suitable for high-frequency operation of inductive devices
- Good sealing performance, suitable for (K,AK-Series) motor standard working environment, can be directly installed in the terminal box of the motor

### 2. Electrical characteristics

Half wave rectifier mode	RY-3A-99	RY-3A-170	RY-3A
Wiring method	Input: red color	Input: red color	Input: red color
	Output: black color	Output: black color	Output: black color
Max input vol. $U_i$	550V ac	550V ac	550V ac
Output direct liquid voltage $U_o$	$0.45 \cdot U_i$	$0.45 \cdot U_i$	$0.45 \cdot U_i$
Max output DC current $I_o$	3A(60°C)	3A(60°C)	3A(60°C)
Working temperature range	-25°C~+60°	-25°C~+60°C	-25°C~+60°C

### 3. Important wiring instructions

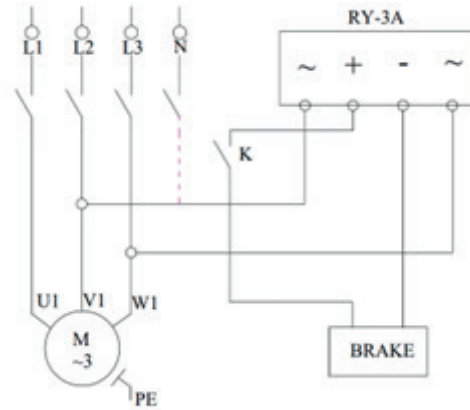
K-100 motor frame size (including 100) and below, input voltage: 220V AC


K-112 motor frame size (including 112) and above, input voltage: 380V AC

RY-3A is suitable for motor frame size K-180 and above (input voltage: 380V AC)

#### 4. Power wiring principle

The diagram shows the fast braking wiring method of the brake. When the brake allows for slower braking speed, the "K" position can be short circuited, and the switch "K" is the open auxiliary contact of the AC contactor. The dashed line connection in the figure is for motors with a frame size of K-100 or below (including 100), with an AC 220V input connection method. The N point is the center point of the motor's "star connection".





## RY-10A rectifier

### 1. Introduction

The RY-10A rectifier is mainly used for the interface between K-Series three-phase asynchronous motors and electromagnetic brakes (K VDC series), and has the following characteristics:

- Beautiful appearance, small size, and convenient wiring

Equipped with input and output protection circuits, suitable for high-frequency operation of inductive devices.

### 2. Electrical characteristics

Half wave rectifier mode	RY-10A-99	RY-10A-170	RY-10A
Wiring method	six hole wiring terminal	six hole wiring terminal	six hole wiring terminal
Max input vol. $U_i$	575V ac	575V ac	575V ac
Output direct liquid voltage $U_o$	$0.45 \cdot U_i$	$0.45 \cdot U_i$	$0.45 \cdot U_i$
Max output DC current $I_o$	10A(60°C)	10A(60°C)	10A(60°C)
Working temperature range	-25°C~+60°C	-25°C~+60°C	-25°C~+60°C

Good sealing performance, suitable for ( K-Series ) motor standard working environment, can be directly installed in the terminal box of the motor.

### 3. Important wiring instructions

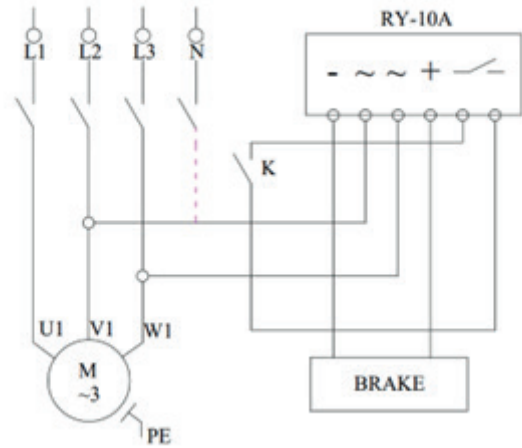
K-100 motor frame size (including 100) and below, input voltage: 220V AC

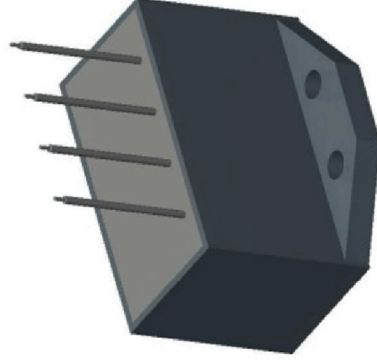
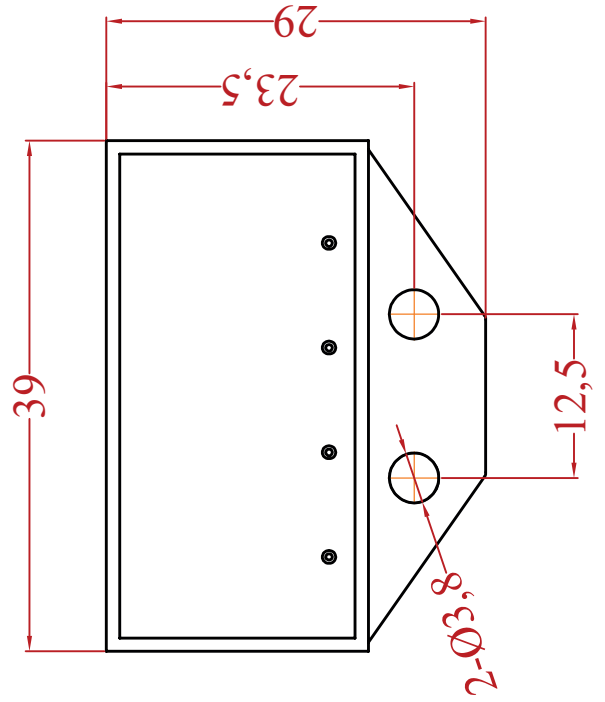
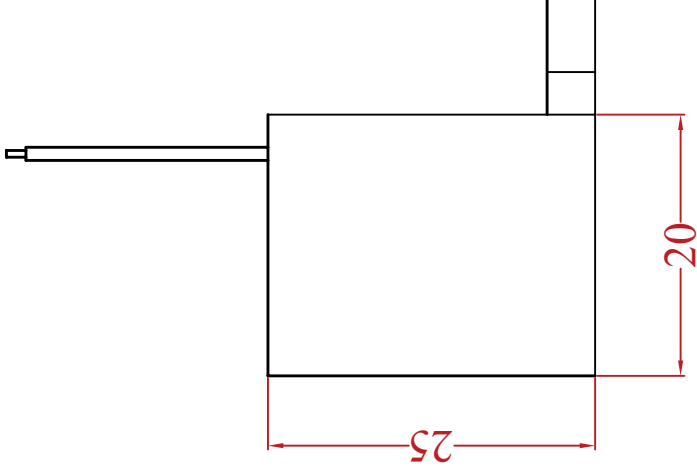
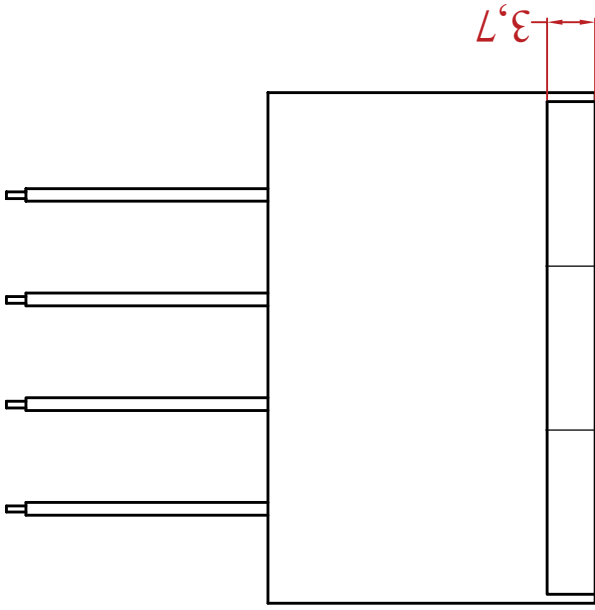
K-112 motor frame size (including 112) and above, input voltage: 380V AC

RY-10A is suitable for motor frame size K-180 and above (input voltage: 380V AC)

#### 4. Power wiring principle

The diagram shows the fast braking wiring method of the brake. When the brake allows for slower braking speed, the "K" position can be short circuited, and the switch "K" is the open auxiliary contact of the AC contactor. The dashed line connection in the figure is for motors with a frame size of K-100 or below (including 100), with an AC 220V input connection method. The N point is the center point of the motor's "star connection".





Date		Signature	
Designed by 03/10/23		St. Karageorgis	
Checked by			
Examine by			
SCALE			
RECTIFIER RY-10A - 4B		VALIADIS HELLENIC MOTORS	
Design Number :		SP-P-250117-6	
Replaced from			
Replace the			
Change	Date	Name	



ATHENS: 18, Gr. Lambraki Str., 141 23 Likovrisi – tel: +30 2102817217, fax : +30 2102814277

THESSALONIKI: Industrial Area of Sindos., O.T. 48B, 15th Str., 570 22

tel: +30 2310796646 – fax: +30 2310796645

e-mail: [valiadis@valiadis.gr](mailto:valiadis@valiadis.gr) – <https://www.valiadis.gr>

ROMANIA: 1, Aleea Meseriasilor, Bloc C93, Etaj 2, Ap. 16, Sector 6, 061647-Bucharest

tel: +40 214135902 – e-mail: [romania@valiadis.gr](mailto:romania@valiadis.gr) – <https://www.ac-motors.eu>